

Labour Market Information News

Published by the Department of Labour, Skills and Immigration

February 2023

Online Job Postings in Nova Scotia – January 2023

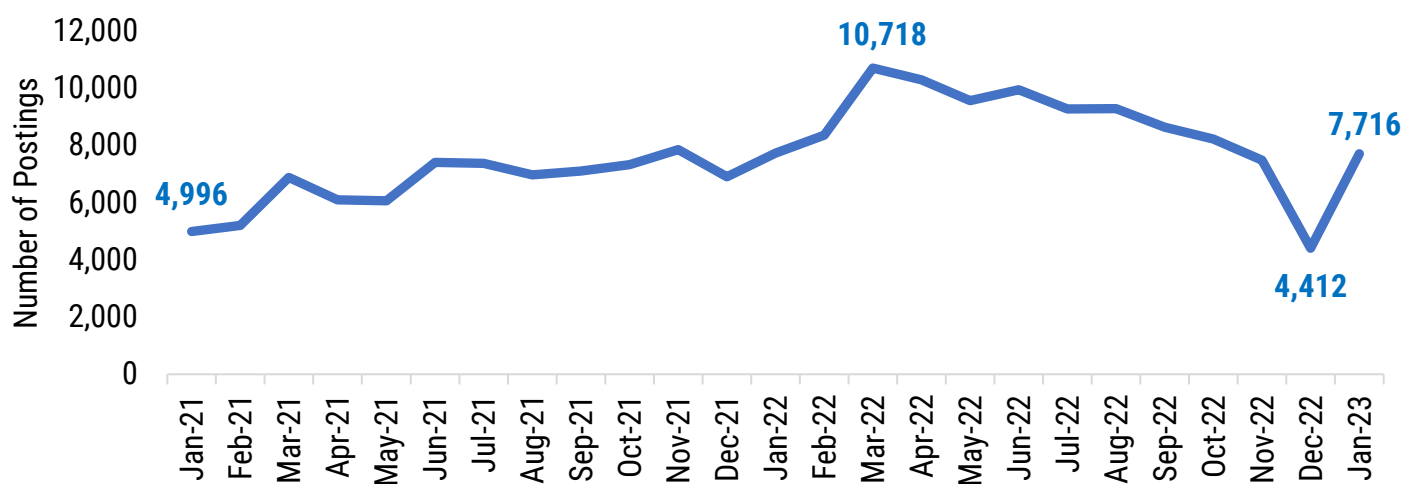
Overview

The total number of seasonally unadjusted job postings in Nova Scotia measured by Vicinity Jobs was 7,716 during the month of January. Total postings increased by 3,304 (+74.9%) compared to December, ending four consecutive monthly declines in the number of online job postings.

During the three-month period from November to January, the average number of job postings by industry was highest for “health care and social assistance” followed by “retail trade” and “educational services.”

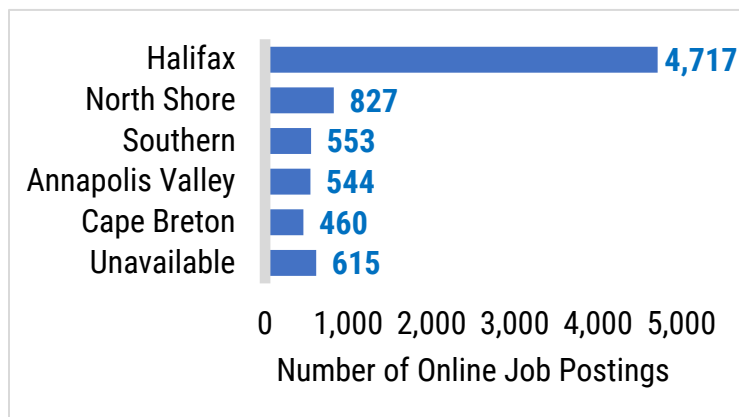
Total Online Job Postings

Total Job Postings by Month -- Jan 2021 to Jan 2023
Nova Scotia



- During the month of January 2023, there were 7,716 online job postings in Nova Scotia – up 74.9% (+3,304 postings) from the prior month. The number of postings were 0.3% lower than January of 2022, when 7,740 jobs were posted.
- Seasonally unadjusted monthly online job postings had been on a downward trend since hitting a two-year high of 10,718 postings in March of 2022.
- However, the average number of postings over the trailing 12-month period (February 2022 to January 2023) was 8,669 – 25.3% higher than the average in the same period in the previous year (February 2021 to January 2022) of 6,917.

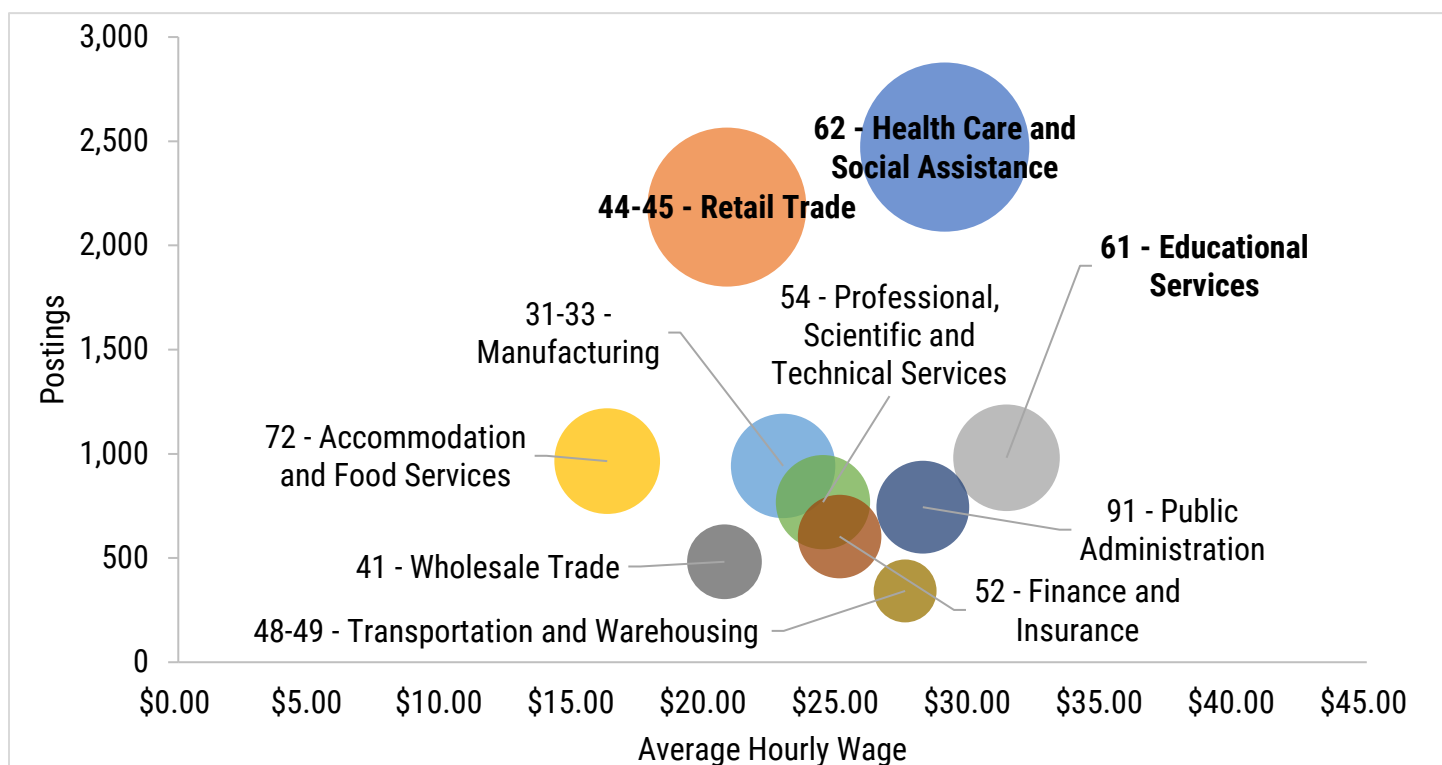
January 2023 Online Job Postings by Economic Region



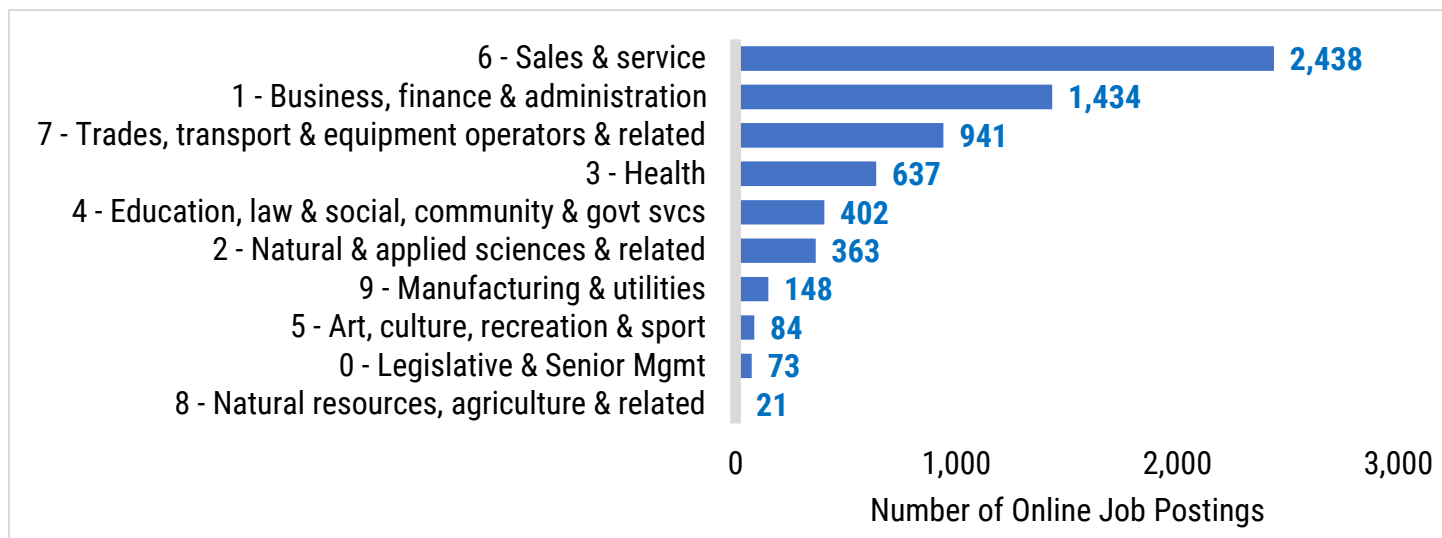
- Most online job postings in the month of November were in the Halifax economic region (4,717 postings, 66.4% of those where the region was identified).
- This was followed by the North Shore (11.6%), Southern (7.8%), Annapolis Valley (7.7%) and Cape Breton (6.5%) regions.

Online Job Postings by Industry – November 2022 to January 2023

- The chart below contains the top ten industries by total online job postings in Nova Scotia over the three-month period between November 2022 and January 2023.
- “Health care and social assistance” replaced “retail trade” as the industry with the highest number of job postings over the three-month period. “Retail trade” was second highest, and “educational services” replaced “accommodation and food services” for third place.

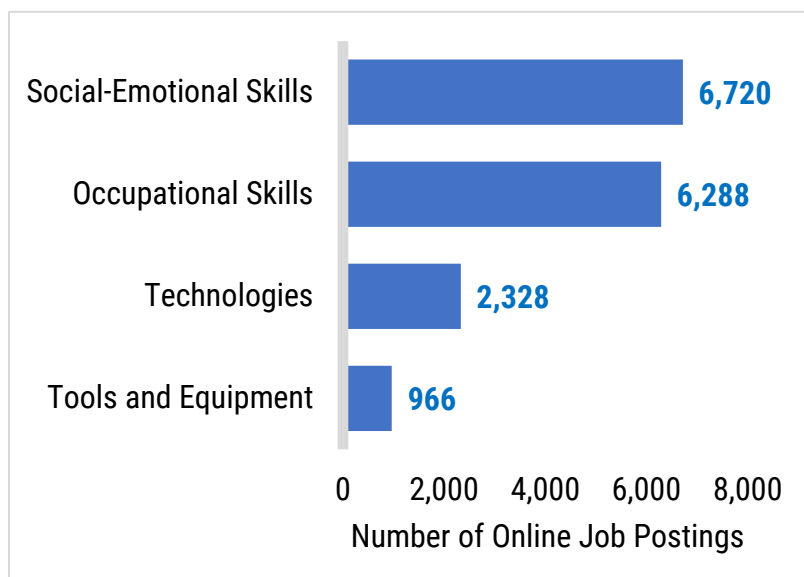


January 2023 Online Job Postings by Occupation Category



- The occupation category with the most online job postings in January was “sales and service”, accounting for nearly a third of all identifiable postings. Postings in the category increased by 1,087 (+80.5%) compared with December and represented the largest month-over-month increase in postings across all occupation categories.
- The only occupation category experiencing a month-over-month decline in the number of online job postings was “legislative & senior management”, which dropped by 390 postings (-84.2%).

January 2023 Online Job Postings by Skill Group

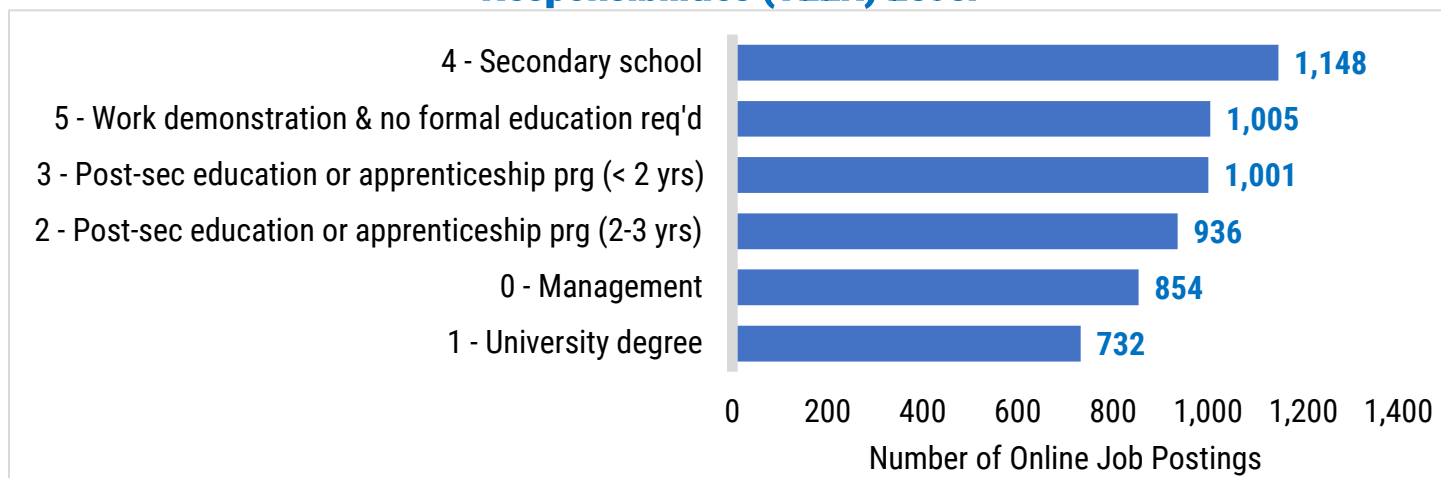


- Among online job postings where skill requirements could be identified, 92.0% of postings in January (6,720) required social-emotional skills.
- 86.1% of postings (6,288) listed occupational skills as a requirement, followed by skills related to technologies (2,328 postings, 31.9%), and tools and equipment (966, 13.2%).
- 412 online job postings in January (5.3% of the total) did not list identifiable skill requirements.
- Note: a posting may have requirements matching multiple skill groups.

Labour Market Information News

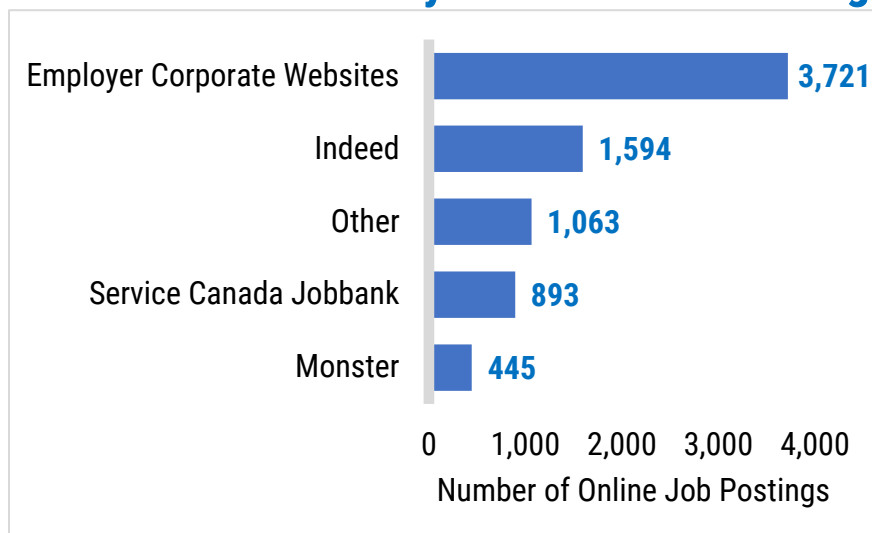
Department of Labour, Skills and Immigration, Research, Accountability & Intergovernmental Affairs Division

January 2023 Online Job Postings by Training, Education, Experience & Responsibilities (TEER) Level



- In contrast with postings by skill group, online job postings are only matched to one training, education, experience & responsibilities (TEER) level where requirements are identified. TEER levels replaced skill levels with the transition to the 2021 version of the National Occupational Classification (NOC) system.
- The skill level with the highest number of online job postings in January was “secondary school”, accounting for one-fifth of identifiable postings (1,148 postings, 20.2% of identifiable postings).
- This was followed by “work demonstration & no formal education required” (1,005 postings, 17.7%), “post-secondary education or apprenticeship program of less than 2 years” (1,001 postings, 17.6%), “post-secondary education or apprenticeship program between 2-3 years” (936 postings, 16.5%), “management” (854 postings, 15.0%), and “university degree” (732 postings, 12.9%).
- 2,040 job postings in January (26.4% of the total) did not list an identifiable TEER category.

January 2023 Online Job Postings by Data Source



- Employer corporate websites were the source of 48.2% of December's online job postings (3,721 postings).
- Indeed (1,594 postings, 20.7%), the Service Canada Job Bank (893 postings, 11.6%) and Monster (445 postings, 5.8%) were also significant sources of online postings.
- Note: Vicinity Jobs identifies original postings and eliminates duplicate reposts.

Appendix – TEER Categories and Examples of Jobs¹

TEER	Occupation types	Examples
TEER 0	Management occupations	Advertising, marketing, and public relations managers Financial managers
TEER 1	Occupations that usually require a university degree	Financial advisors Software engineers
TEER 2	Occupations that usually require <ul style="list-style-type: none"> - a college diploma - apprenticeship training of 2 or more years, or - supervisory occupations 	Computer network and web technicians Medical laboratory technologists
TEER 3	Occupations that usually require <ul style="list-style-type: none"> - a college diploma - apprenticeship training of less than 2 years, or - more than 6 months of on-the-job training 	Bakers Dental assistants and dental laboratory assistants
TEER 4	Occupations that usually require <ul style="list-style-type: none"> - a high school diploma - several weeks of on-the-job training 	Home child care providers Retail salespersons and visual merchandisers
TEER 5	Occupations that usually need short-term work demonstration and no formal education	Landscaping and grounds maintenance labourers Delivery service drivers and door-to-door distributors

¹ Source: Immigration, Refugees and Citizenship Canada